



THE NEWDECO WALLFILM COLLECTION - A new dimension in interior design

Sascha Syrzisko, Managing Director of NewDeco for many years, is convinced that wall film is the market of the future. There is hardly any other product in the interior design sector that is currently experiencing such a huge boom. The potential is gigantic!

In the Asian market, the trend from real natural materials to deceptively real film replications has already "gone through the roof". The demand is there. If you want to benefit to the maximum, you have to get in now.

The idea is clear - how can a wide variety of materials such as stone, tiles, marble, wood panels, concrete, natural materials etc. be integrated into existing rooms without having to carry out costly, time-consuming renovations? How can possible structural restrictions that prevent the application of real stone tiles etc. be avoided? How can the customer's desire to respond to changing trends as quickly and quickly as possible be met? How can hotels, restaurants etc. be renovated without disturbing guests with noise and dirt during ongoing operations? How can large areas such as private rooms, office buildings, long corridors, hotel foyers, lobbies, etc. be convincingly designed without a conspicuous repeat destroying the illusion?

These are questions that Managing Director Sascha Syrzisko has dealt with intensively in order to develop the optimum solution for his customers.

The result: THE NEWDECO WALLFILM COLLECTION.

An incredibly large repertoire of 350 different decors that are available immediately!

The current collection includes an enormous selection of timeless, understated, but also strikingly playful stone and marble decors, rustic, characterful, natural wood grains, a wide variety of popular acoustic and wood panels, as well as natural imitations such as moss and grasses, various abstract designs and modern and antique tile looks.

Our design team tracks down new trends so that the collection is always adapted to people's living needs.

The film properties are optimally adapted to the application of large surfaces: New Deco Wallfilm is a high-quality, self-adhesive PVC film that can be installed without bubbles thanks to integrated air channels.

Thanks to the removable adhesive, the film can be corrected and repositioned during the installation process, which makes installation on large surfaces much easier. The adhesive also ensures that the film can be removed without leaving any residue for up to a year.

The film looks particularly authentic thanks to the generous repeat of 1-6 meters and the option of tiling the patterns together to continue the structure across the entire length.

"The special thing about our wall films is the enormous selection of unique designs of tileable films!" enthuses Mr. Syrzisko. "These designs are only available exclusively from Newdeco!"



PRODUCT DATA SHEET New Deco Wallfilm

14.03.2022

Highlights

- Self-adhesive (B1 fire protection certified)
- Repositionable
- Formable
- Repeat at 1.2-2.5 metres
- Continuous decor across all panels
- Tangible structure
- Suitable for walls and furniture (except for heavily used surfaces such as kitchens, floors, etc.)
- No subsequent renovation of walls required

Application

Possible substrates

- Paint coat with glossy paint (optimal)
 - Paint coat with matt paint (conditionally possible, Aqua Primer recommended)
 - Smooth wallpaper such as fleece (Aqua Primer!)
 - Plasterboard
 - glass
 - Wood (no natural wood)
 - stone
 - Tiles
- In principle, 2-5 mm overlap is recommended when bonding.

Unsuitable substrates

- Walls with dents, cracks, scratches
- Paints with migrating ingredients such as chlorinated waxes and silicones
- Graffiti resistant paint
- Textured paints
- Woodchip wallpaper /textured wallpaper
- Latex paints on wood substrates
- Oily alkyd primers and enamel paints
- Chalked, sandy, weathered painted surfaces
- Paint coatings that are not completely dry

Substrate must be clean and smooth:

- free from grease, dust, dirt, oil
- Repair unevenness

Processing temperature:

- Room temperature 16-25 degrees optimum

Installation:

- Unroll the films, leave for 1 hour
- If necessary, clean edges with degreaser
- Fix foil with masking tape first
- Remove masking film from decorative film piece by piece
- Finish edges with a lot of pressure

Removal of the foil:

- Can be removed almost without residue for up to 1 year
- Peel off slowly at an angle of 120-180 degrees
- Use hot air dryer (except for sheetrock)

Shelf life:

1 year removable
10 years durable

New Deco Wallfilm

The new, self-adhesive, vinyl-based series from New Deco is particularly user-friendly, as it is removable and versatile. Due to the material properties, it is optimally suited for bonding on walls. Application on furniture is also possible on surfaces that are not subject to heavy wear.

The adhesive is strongly adhesive, yet not permanent and therefore repositionable. The film is malleable and slightly stretchable. Thanks to the generous repeat at 1.2-2.5 metres and the tactile structure (wood, stone, abstract), the New Deco Wallfilm series looks particularly authentic. Currently, over 200 different decors are available in the categories stone, marble and wood in 1.22m roll widths.

Application



In contrast to conventional films, the New Deco Wallfilm can be installed on almost any surface, such as painted walls, plaster walls, glass, wood and tiles, and can be repositioned. This means that fine adjustments can be made during installation without damaging the film. This makes it possible to react quickly, flexibly and cost-effectively to new living trends or personal change requests. Thanks to the innovative adhesive structure, any air bubbles can be easily squeezed out.

For less than ideal wall surfaces, we recommend New Deco Interior Design Film with permanent adhesive. This is strongly adhesive even on difficult substrates.

The New Deco Wallfilm is ideal for use on smooth, non-sandy surfaces.

The Wallfilm can also be used in wet areas. To cover tiles, we recommend using the Wallfilm cut to size, as the vinyl-based film can adapt to minimal curvatures, such as at the edges of the tiles. The joints remain free. According to current knowledge, an additional sealant is not necessary.

Substrate – Furniture

It is possible to use the Wallfilm on furniture that is not subject to heavy wear. The film can be bent or folded at a 90 degree angle, the film can be cut and folded accordingly.

The film can also be easily stretched.

Excessive overstretching can cause a white break.

For problem-free 3D deformation and highly surfaces, we recommend our permanent adhesive New Deco Interior Design Film series.

Bathroom

The wall film can also be used in wet areas. use. You can stick the film both on the wall on the wall as well as on existing tiles.

The film is available in standard tile sizes, as well as in individual sizes.

The joints remain free. Sealing is not necessary.



Decor

The decor can be tiled, i.e. the grain can be continued over several roll widths, so that a large-area structure is created. As there may be slight shrinkage may occur, it is recommended to apply the film with 2-5 mm overlap.

Choice of substrate

Please follow all instructions for proper bonding so that the product behaves according to the specifications. The cleaning and preparation of the substrate has a decisive influence on the quality of the bonded film. Depending on the surface condition of the substrate, the adhesive strength and shrinkage behaviour of the film varies.

Plasterboard (Rigips)

Optimum results are obtained with smooth, if necessary carefully primed, painted and dried plasterboard with a completely or almost completely even surface.

Painting walls and painted walls

If the wall or wallpaper is to be painted first, please note the following: To apply the paint, it is best to use a lambskin roller, a foam roller or spray paint. Prime the wall 1-2 times. Observe the waiting time specified by the manufacturer, otherwise air bubbles may form under the film. Use glossy (or semi-glossy) paint if possible.

Suitability of different wall colours

Be careful with matt wall paints as a substrate. Depending on the composition of the paint, the films adhere differently. The more matt the colour, the worse the performance of the film. The non-reflective surface of matt colours are porous, which allows dirt to adhere, making cleaning more difficult. Due to the porous structure of matt colours, self-adhesive films are much more difficult to adhere to, as they cannot bond to the surface. Therefore, Newdeco Wallfilm should be applied with an overlap of 2-5 mm.

Silk matt and low-gloss colours are more shiny than matt. Nevertheless, they also contain matting agents that impair the adhesion of the film. Therefore you should the New Deco Wallfilm should be applied with an overlap of min. 5 mm.

Semi-gloss colours have a reflective surface. Their structure is relatively smooth, so that the adhesive can build up a good adhesive bond.

Observe processing and drying time:

The installer should always make sure that the application and drying of the that the application and drying of the paints is in accordance with the according to the instructions of the paint manufacturer's instructions. Air-drying paints must be allowed to dry at normal room temperature and humidity for at least one week before application.

Wall plaster/ treated wood/ low-energy surfaces such as wallpaper with latex coating

The adhesive does not adhere optimally. Reduced adhesive strength, greater shrinkage and shorter film life are to be expected. To improve the adhesive strength, we recommend pretreating the wall with Newdeco Aqua Primer and applying the film with a 2-5 mm overlap. Or use a decor from the Interior Design Film series with permanent High Tack adhesive.

Wallpapers/Painted Wallpapers

Depending on how uneven/textured the surface of the wallpaper is, the self-adhesive films adhere differently. Basically, wallpaper is not an optimal substrate.

The structure is relatively porous, so the adhesive cannot bond optimally to the surface. We therefore recommend pretreating the wall with Newdeco Aqua Primer and applying the Newdeco Wallfilm e.g. to non-woven wallpaper with a 2-5 mm overlap.

Textured wallpapers and woodchip wallpapers do not provide a good adhesion base and should therefore be avoided.





Important: Always test the compatibility of the film and the adhesive on an inconspicuous area before you start with the actual application.

Testing of the substrate

Damage to the surface, such as poorly adhering paint, dents, cracks or an uneven surface must be repaired and brought into as-new condition.

The following substrates do not provide good adhesion and should therefore be avoided.

Paints with migrating ingredients such as chlorinated waxes and silicones

- Graffiti resistant paint
- Textured paint
- Woodchip wallpaper /textured wallpaper
- Latex paints on wood substrates
- Oily alkyd primers and enamel paints
- chalked / weathered painted surface
- Paint coat that is not completely dry



Cleaning the substrate

All substrates to be covered must be clean, even and dry. Contamination such as dust, dirt, grease, oil, etc. and damage to the substrate such as poorly adhering paint can impair the adhesion of the film and must be removed before application.

- With sheetrock, it is usually sufficient to wipe off the dust with a lint-free cloth.
- Greasy dirt can be removed with a trisodium phosphate solution (TNP) from the hardware store.
- Clean cast concrete or prefabricated concrete walls vigorously with a brush by hand or a pressure washer and detergent and rinse with clear water, then dry with a lint-free cloth; wipe again after drying.
- Do not use cleaners with lotions, waxes, creams or oil.

Repairing the subsoil

The following defects must be corrected in any case before application.

- Moisture behind the plasterboard: This can cause the board and film to come loose. This can be especially the case in areas of water pipes, skylights, refrigerators, freezers, etc.
- Poorly adhering wallpaper (generally adhere to wallpaper with Aqua Primer and overlap).
- Loose, chipped, flaking or peeling paint. Scrape off all loose pieces of paint and then prime and paint the wall.
- Holes in the wall or poorly filled holes must be filled, primed and painted.
- Cuts that damaged the wall when the film was stuck down.
- Loose joint fillings between plasterboard panels must be repaired.
- Excessive graininess of the paint: The surface can possibly be smoothed with sandpaper or a steel sponge. Then prime the wall and paint it.
- adhesive residues.....

Conclusion: Dirty, porous, damaged substrates must be cleaned or repaired before application, otherwise this will result in reduced adhesion and increased shrinkage.

Bonding to the wall

Bonding tools:

- Crepe tape (for positioning)
- Lint-free wipe (for cleaning the surface)
- Measuring tape (for positioning)
- Pricking tool (to remove air bubbles)
- Pen (for marking)
- Squeegee (to press on the film and squeegee out air, cut straight edges)
- Rivet brush (to press film into recesses)
- Carpet knife (to cut off overhanging edges)
- Heat gun (to heat the film in problematic areas)
- Surface thermometer / Infrared thermometer (to measure surface and room temperature)
- Soft roller

Temperature

The film is best applied at normal room temperature (approx. 16-25 degrees).

If the film gets too warm, the material becomes softer and more supple, but the adhesive also becomes more intense and may adhere too strongly, so that repositioning is no longer easily possible. If the temperature is too low, the film becomes stiffer and the adhesive weaker.

Tips for bonding

- Wash hands before rolling out and before bonding - grease and dirt reduce adhesion
- Unroll the material and lay flat for approx. 1 hour so that it loses its tension and takes on room temperature.

Wall mounting

- Clean the wall (see above)
- Stick the individual foil strips to the wall with masking tape to position the decor exactly.
- First, peel off only a few centimetres of the liner (cover film) from the foil and position it, squeegeeing it down with straight (not curved) movements.
- Then pull a larger piece (approx. 30 centimetres) of the cover film away from the bottom, squeegee it in place from top to bottom with overlapping movements..
- After gluing: Press all edges again to ensure good adhesion.
- Do not use transfer fluid!
- If the substrate is not ideally suited for bonding, then always work with an overlap of 2-5 mm and clean the edges before hand with an alcohol-based degreaser.
- Work with more pressure on the edges.
- For sockets etc., first mask them with a crepe strip to protect them from scratches, then roughly cut off the film with an overlap of approx. 2 cm. Cut the rest exactly along the squeegee with a cutter and finally press it under the socket.

Basically: Always use film from one roll and batch to guarantee a uniform image.

Cleaning

To clean the Wallfilm foil, please use a soft, damp cloth. If necessary, a drop of washing-up liquid can be applied. Sponges and other cleaning agents must not be used.

Disassembly

The New Deco Wallfilm is equipped with a removable adhesive. The adhesive property remains in its original form for approx. 1 year. After this time, the adhesive hardens and can no longer be removed without residue. Residues and damage to the substrate may occur.

Therefore, peel off the film as slowly as possible, do not make any jerky movements.

In exceptional cases, the adhesion between the paint and the film may be stronger than between the film and the wall, in which case small areas may possibly detach from the wall as well. Especially if a sheetrock wall (gypsum board) in the damp area (windows, cooling pipes, etc.) were pasted and these became damp.

Tipps

- Starting at the top end, peel off the film at an angle of 120-180 degrees (slightly slanting downwards) Do not use chemicals (solvents)
- The film can be heated with a hot air blower for removal, except for plasterboard
- If the surface looks stained after peeling, it is usually due to poor quality paint, exposure to heat and light, migration of substances in the paint and adhesive residues.

Product name: New Deco Wallfilm

Film

Material	PVC
Film thickness	150 micron
Film weight	220-240 g per m2

Opacity	99%.
Form stability machine direction.	Less than or equal to 0.1 mm
	Cross direction less than or equal to 0.05mm
Further processing:	plottable

Adhesive

Material	Acrylic Adhesive / Color Transparent
Adhesive thickness	25-30 micron

Carrier foil

Material	double-sided coated PE
Material thickness	170 micron
Installation temperature	15-25 C°
Application temperature	-17 degrees Celsius - + 82 degrees Celsius
Shelf life	1 year
Storage temperature / relative humidity	21 C° / 50%

Residue-free removability up to one year



All information in this data sheet is based on tests and studies based on experience with the material and its properties. However, we do not guarantee the accuracy of the information. The warranty period is 2 years from the date of shipment, unless otherwise expressly stated in the product data sheet. Any purchase of STS products is subject to STS's general terms and conditions of sale. In any event, STS' total liability within the statutory warranty period of 2 years to Buyer shall be limited to the price of the defective, nonconforming, damaged or undelivered Products giving rise to such liability. The warranty amount shall be based on the net amount invoiced to the Buyer.

After expiration of the legal warranty period of 2 years, STS shall not be liable for warranty claims relating to the product itself, nor possibly resulting from the use or installation of the film. Warranty for indirect consequential damage, injury or loss, such as loss of profit, damage to reputation or loss of goodwill is not assumed at any time and under any circumstances. Prior to purchase, the suitability of the material for specific substrates must always be independently verified by the purchaser.

Thus, STS makes no implied warranties of fitness of material for a particular purpose, merchantability and/or third party warranties.



122 x 240 cm



Detail



Style:	Wood
Material:	PVC
Thickness:	> 150 mic
Adhesive:	Removable/ Repositionable
Repetition:	2 m
Roll size:	30 x 1,22 m






122 x 240 cm



Detail



Style:	Wood
Material:	PVC
Thickness:	150 mic
Adhesive:	Removable/ Repositionable
Repetition:	2 m
Roll size:	30 x 1,22 m





122 x 240 cm



Detail



Style:	Wood
Material:	PVC
Thickness:	150 mic
Adhesive:	Removable/ Repositionable
Repetition:	2 m
Roll size:	30 x 1,22 m



DW 1130



122 x 240 cm



Detail




Style:	Wood
Material:	PVC
Thickness:	150 mic
Adhesive:	Removable/ Repositionable
Repetition:	2,8 m
Roll size:	30 x 1,22 m



DW 1220



122 x 240 cm



Detail



Style:	Wood
Material:	PVC
Thickness:	150 mic
Adhesive:	Removable/ Repositionable
Repetition:	3,2 m
Roll size:	30 x 1,22 m






122 x 240 cm



Detail



Style:	Wood
Material:	PVC
Thickness:	150 mic
Adhesive:	Removable/ Repositionable
Repetition:	2,7 m
Roll size:	30 x 1,22 m





122 x 240 cm



Detail



Style:	Wood
Material:	PVC
Thickness:	150 mic
Adhesive:	Removable/ Repositionable
Repetition:	3 m
Roll size:	30 x 1,22 m





122 x 240 cm



Detail



Style:	Wood
Material:	PVC
Thickness:	150 mic
Adhesive:	Removable/ Repositionable
Repetition:	4,4 m
Roll size:	30 x 1,22 m






122 x 240 cm



Detail



Style:	Wood
Material:	PVC
Thickness:	150 mic
Adhesive:	Removable/ Repositionable
Repetition:	2,4 m
Roll size:	30 x 1,22 m



DW 1720



122 x 240 cm



Detail



Style:	Wood
Material:	PVC
Thickness:	150 mic
Adhesive:	Removable/ Repositionable
Repetition:	3 m
Roll size:	30 x 1,22 m



DW 1820



122 x 240 cm



Detail



Style:	Wood
Material:	PVC
Thickness:	150 mic
Adhesive:	Removable/ Repositionable
Repetition:	3,6 m
Roll size:	30 x 1,22 m



DW 1850




122 x 240 cm



Detail



Style:	Wood
Material:	PVC
Thickness:	150 mic
Adhesive:	Removable/ Repositionable
Repetition:	4,3 m
Roll size:	30 x 1,22 m





122 x 240 cm



Detail



Style:	Wood
Material:	PVC
Thickness:	150 mic
Adhesive:	Removable/ Repositionable
Repetition:	3,5 m
Roll size:	30 x 1,22 m





122 x 240 cm



Detail




Style:	Wood
Material:	PVC
Thickness:	150 mic
Adhesive:	Removable/ Repositionable
Repetition:	1,5 m
Roll size:	30 x 1,22 m



DW 1930



122 x 240 cm



Detail



Style:	Wood
Material:	PVC
Thickness:	150 mic
Adhesive:	Removable/ Repositionable
Repetition:	2,4 m
Roll size:	30 x 1,22 m





122 x 240 cm



Detail



Style:	Wood
Material:	PVC
Thickness:	150 mic
Adhesive:	Removable/ Repositionable
Repetition:	2 m
Roll size:	30 x 1,22 m



DW 2070



122 x 240 cm



Detail



Style:	Wood
Material:	PVC
Thickness:	150 mic
Adhesive:	Removable/ Repositionable
Repetition:	2 m
Roll size:	30 x 1,22 m



DW 2080



122 x 240 cm



Detail



Style:	Wood
Material:	PVC
Thickness:	150 mic
Adhesive:	Removable/ Repositionable
Repetition:	2 m
Roll size:	30 x 1,22 m



DW 2110



122 x 240 cm



Detail




Style:	Wood
Material:	PVC
Thickness:	150 mic
Adhesive:	Removable/ Repositionable
Repetition:	2 m
Roll size:	30 x 1,22 m



DW 2180



122 x 240 cm



Detail



Style:	Wood
Material:	PVC
Thickness:	150 mic
Adhesive:	Removable/ Repositionable
Repetition:	2 m
Roll size:	30 x 1,22 m



DW 2210



122 x 240 cm



Detail




Style:	Wood
Material:	PVC
Thickness:	150 mic
Adhesive:	Removable/ Repositionable
Repetition:	2 m
Roll size:	30 x 1,22 m





122 x 240 cm



Detail



Style:	Wood
Material:	PVC
Thickness:	150 mic
Adhesive:	Removable/ Repositionable
Repetition:	2 m
Roll size:	30 x 1,22 m



DW 2260



122 x 240 cm



Detail



Style:	Wood
Material:	PVC
Thickness:	150 mic
Adhesive:	Removable/ Repositionable
Repetition:	2 m
Roll size:	30 x 1,22 m





122 x 240 cm



Detail



Style:	Wood
Material:	PVC
Thickness:	150 mic
Adhesive:	Removable/ Repositionable
Repetition:	2 m
Roll size:	30 x 1,22 m





122 x 240 cm



Detail



Style:	Wood
Material:	PVC
Thickness:	150 mic
Adhesive:	Removable/ Repositionable
Repetition:	2 m
Roll size:	30 x 1,22 m





122 x 240 cm



Detail



Style:	Wood
Material:	PVC
Thikness:	150 mic
Adhesive:	Removable/ Repositionable
Repetition:	2 m
Roll size:	30 x 1,22 m





122 x 240 cm



Detail



Style:	Wood
Material:	PVC
Thickness:	150 mic
Adhesive:	Removable/ Repositionable
Repetition:	2 m
Roll size:	30 x 1,22 m



DW 2670



122 x 240 cm



Detail



Style:	Wood
Material:	PVC
Thickness:	150 mic
Adhesive:	Removable/ Repositionable
Repetition:	2 m
Roll size:	30 x 1,22 m





122 x 240 cm



Detail



Style:	Wood
Material:	PVC
Thickness:	150 mic
Adhesive:	Removable/ Repositionable
Repetition:	2 m
Roll size:	30 x 1,22 m





122 x 240 cm




Detail



Style:	Wood
Material:	PVC
Thickness:	150 mic
Adhesive:	Removable/ Repositionable
Repetition:	2 m
Roll size:	30 x 1,22 m





122 x 240 cm



Detail



Style:	Wood
Material:	PVC
Thickness:	150 mic
Adhesive:	Removable/ Repositionable
Repetition:	2 m
Roll size:	30 x 1,22 m



DW 2760



122 x 240 cm



Detail



Style:	Wood
Material:	PVC
Thickness:	150 mic
Adhesive:	Removable/ Repositionable
Repetition:	2 m
Roll size:	30 x 1,22 m



DW 2780



122 x 240 cm




Detail



Style:	Wood
Material:	PVC
Thickness:	150 mic
Adhesive:	Removable/ Repositionable
Repetition:	1,2 m
Roll size:	30 x 1,22 m



DW 2890



122 x 240 cm



Detail



Style:	Wood
Material:	PVC
Thickness:	150 mic
Adhesive:	Removable/ Repositionable
Repetition:	1,2 m
Roll size:	30 x 1,22 m





122 x 240 cm



Detail



Style:	Wood
Material:	PVC
Thickness:	150 mic
Adhesive:	Removable/ Repositionable
Repetition:	1,2 m
Roll size:	30 x 1,22 m





122 x 240 cm



Detail



Style:	Wood
Material:	PVC
Thickness:	150 mic
Adhesive:	Removable/ Repositionable
Repetition:	1,3 m
Roll size:	30 x 1,22 m





122 x 240 cm



Detail




Style:	Wood
Material:	PVC
Thickness:	150 mic
Adhesive:	Removable/ Repositionable
Repetition:	1,7 m
Roll size:	30 x 1,22 m




DW 2970



122 x 240 cm



Detail



Style:	Wood
Material:	PVC
Thikness:	150 mic
Adhesive:	Removable/ Repositionable
Repetition:	4,8 m
Roll size:	30 x 1,22 m





122 x 240 cm



Detail



Style:	Wood
Material:	PVC
Thickness:	150 mic
Adhesive:	Removable/ Repositionable
Repetition:	2,4 m
Roll size:	30 x 1,22 m



DW 3040



122 x 240 cm



Detail



Style:	Wood
Material:	PVC
Thickness:	150 mic
Adhesive:	Removable/ Repositionable
Repetition:	3,6 m
Roll size:	30 x 1,22 m



DW 3050



122 x 240 cm



Detail



Style:	Wood
Material:	PVC
Thickness:	150 mic
Adhesive:	Removable/ Repositionable
Repetition:	3,0 m
Roll size:	30 x 1,22 m



DW 3060



122 x 240 cm



Detail



Style:	Wood
Material:	PVC
Thikness:	150 mic
Adhesive:	Removable/ Repositionable
Repetition:	2,4 m
Roll size:	30 x 1,22 m



DW 3070



122 x 240 cm



Detail



Style:	Wood
Material:	PVC
Thickness:	150 mic
Adhesive:	Removable/ Repositionable
Repetition:	3,0 m
Roll size:	30 x 1,22 m





122 x 240 cm



Detail



Style:	Wood
Material:	PVC
Thickness:	150 mic
Adhesive:	Removable/ Repositionable
Repetition:	2,4 m
Roll size:	30 x 1,22 m





122 x 240 cm



Detail



Style:	Wood
Material:	PVC
Thickness:	150 mic
Adhesive:	Removable/ Repositionable
Repetition:	3 m
Roll size:	30 x 1,22 m





122 x 240 cm



Detail



Style:	Wood
Material:	PVC
Thickness:	150 mic
Adhesive:	Removable/ Repositionable
Repetition:	2,8 m
Roll size:	30 x 1,22 m





122 x 240 cm



Detail



Style:	Wood
Material:	PVC
Thickness:	150 mic
Adhesive:	Removable/ Repositionable
Repetition:	3,4 m
Roll size:	30 x 1,22 m



DW 3130



122 x 240 cm



Detail



Style:	Wood
Material:	PVC
Thickness:	150 mic
Adhesive:	Removable/ Repositionable
Repetition:	3,8 m
Roll size:	30 x 1,22 m



DW 3140



122 x 240 cm




Detail



Style:	Wood
Material:	PVC
Thikness:	150 mic
Adhesive:	Removable/ Repositionable
Repetition:	2,8 m
Roll size:	30 x 1,22 m





122 x 240 cm



Detail



Style:	Wood
Material:	PVC
Thickness:	150 mic
Adhesive:	Removable/ Repositionable
Repetition:	3,0 m
Roll size:	30 x 1,22 m





122 x 240 cm



Detail



Style:	Wood
Material:	PVC
Thickness:	150 mic
Adhesive:	Removable/ Repositionable
Repetition:	2,4 m
Roll size:	30 x 1,22 m



DW 3170



122 x 240 cm



Detail



Style:	Wood
Material:	PVC
Thickness:	150 mic
Adhesive:	Removable/ Repositionable
Repetition:	2,4 m
Roll size:	30 x 1,22 m





122 x 240 cm



Detail



Style:	Wood
Material:	PVC
Thickness:	150 mic
Adhesive:	Removable/ Repositionable
Repetition:	3 m
Roll size:	30 x 1,22 m





122 x 240 cm



Detail



Style:	Wood
Material:	PVC
Thickness:	150 mic
Adhesive:	Removable/ Repositionable
Repetition:	3 m
Roll size:	30 x 1,22 m



DW 3220



122 x 240 cm



Detail



Style:	Wood
Material:	PVC
Thickness:	150 mic
Adhesive:	Removable/ Repositionable
Repetition:	3 m
Roll size:	30 x 1,22 m



